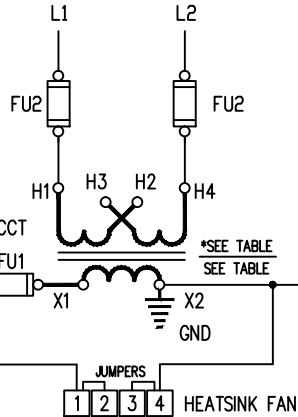


*SEE SPECIFIC ORDER FOR PRIMARY VOLTAGE

BXXXBTZ13JK TYPE XFMR		
PRIMARY CONNECTIONS		
VOLTAGE	LINE	JUMPER
220/230/240	H1 H4	H1 H3/H2 H4
440/460/480	H1 H4	H3 H2
SECONDARY CONNECTIONS		
110/115/120V	X1 X2	NA



WARNING:

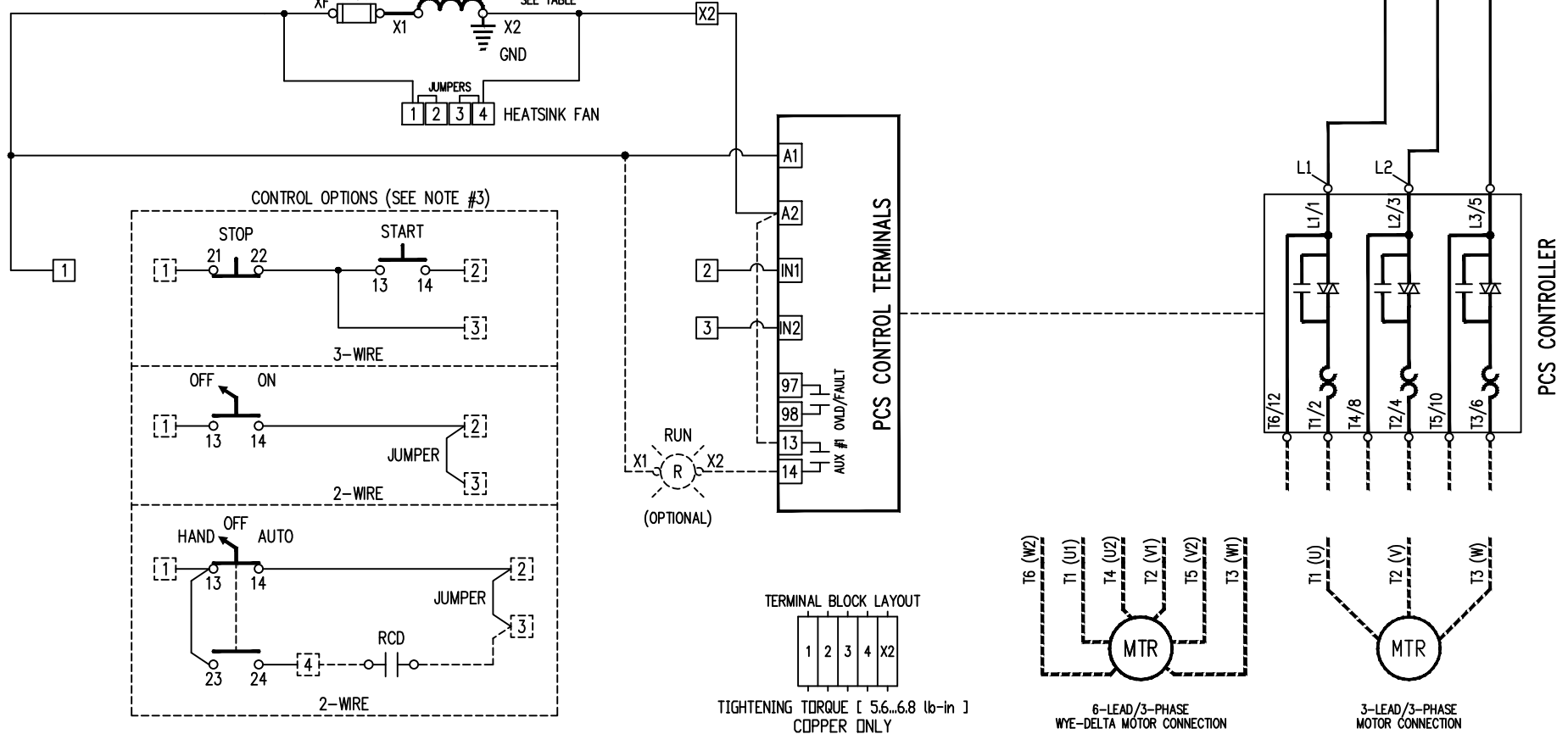
WHEN NOT USING AN ISOLATION CONTACTOR, HAZARDOUS VOLTAGES ARE PRESENT AT THE LOAD TERMINALS OF THE CONTROLLER EVEN WHEN THE CONTROLLER IS TURNED OFF.

NOTES:

- 1) DISCONNECT POWER BEFORE MAKING ADJUSTMENTS TO DIP AND ROTARY DIGITAL SETTINGS.
- 2) RCD: STANDS FOR REMOTE CONTROL DEVICE BY CUSTOMER.
- 3) SEE CATALOG NO. FOR CONTROL OPTION.

CUSTOMER TO SUPPLY PROPER BRANCH CIRCUIT PROTECTION AS PER LOCAL CODES. (USE 75°C COPPER WIRE ONLY)

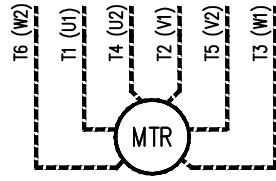
INCOMING POWER
3φ 60/50HZ



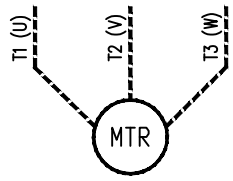
TERMINAL BLOCK LAYOUT



TIGHTENING TORQUE [5.6...6.8 lb-in]
COPPER ONLY



6-LEAD/3-PHASE
WYE-DELTA MOTOR CONNECTION



3-LEAD/3-PHASE
MOTOR CONNECTION

REV	CHANGE	DATE	BY
2	REVISED TO ADD TB TO AUTO SIDE OF HOA	10-12-07	MB
1	REVISED TO ADD OPTIONAL 'RUN' LIGHT.	10-9-07	MB

NOTICE
THIS DRAWING IS THE CONFIDENTIAL PROPERTY OF SPRECHER+SCHUH, INC. and, as such, is subject to recall at any time. The drawing may not be reproduced, used or disclosed for any purpose except as authorized by SPRECHER+SCHUH, INC.

SOFTSTARTER PCS-108 THRU 480A
SOLID STATE REDUCED VOLTAGE
3φ NON-COMBINATION
COMMON CONTROL OPTIONS

sprecher+schuh HOUSTON, TEXAS
DWG. NO. PC WS-501-0001 SHEET 1 OF 1 SERIES 501