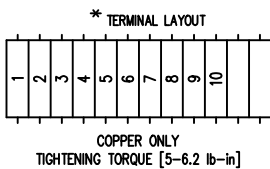
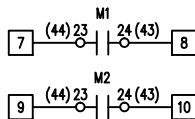
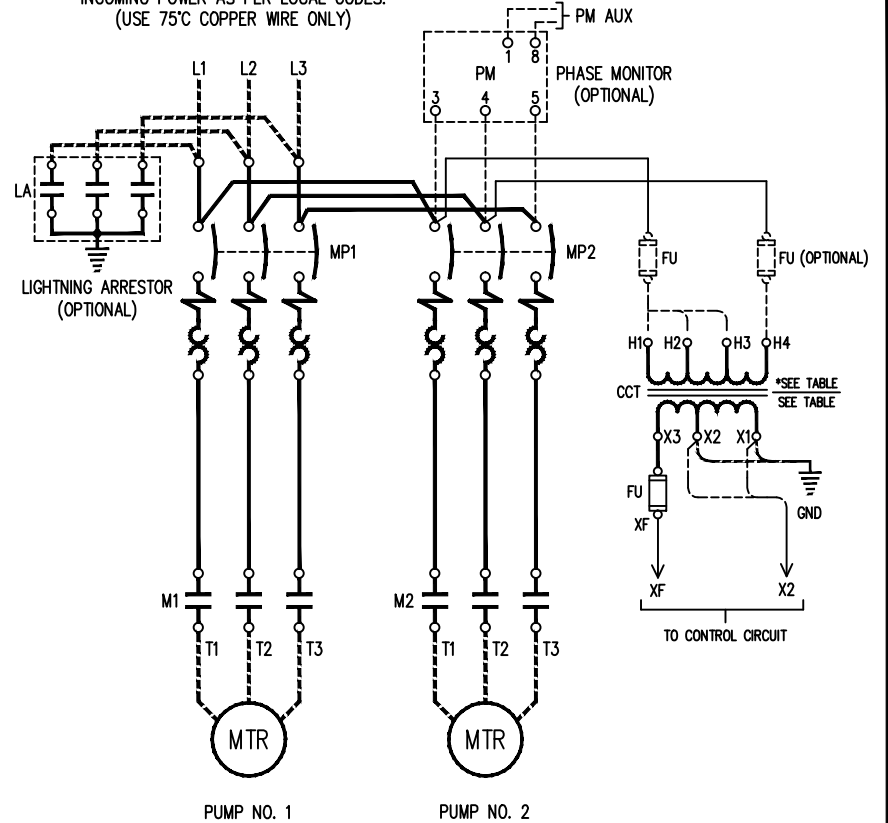


FS1 - "STOP" FLOAT SWITCH  
 FS2 - "LEAD" FLOAT SWITCH  
 FS3 - "LAG" FLOAT SWITCH



CUSTOMER TO SUPPLY PROPERLY PROTECTED  
 INCOMING POWER AS PER LOCAL CODES.  
 (USE 75°C COPPER WIRE ONLY)



\*CCT TABLE  
 \*SEE SPECIFIC ORDER FOR PRIMARY VOLTAGE

BXXXMBT713XK TYPE XFMR		
PRIMARY CONNECTIONS		
VOLTAGE	LINE	JUMPER
200/208	H3 H4	NA
220/230/240	H2 H4	NA
440/480/480	H1 H4	NA
SECONDARY CONNECTIONS		
23/24/25	XF X2	NA
110/115/120	XF X1	NA

NOTE:  
 1). X2 TERMINAL GROUNDED AS STANDARD, REMOVE IF NOT REQUIRED.

REV	CHANGE	DATE	BY
-	-	-	-
-	-	-	-
-	-	-	-
-	-	-	-
-	-	-	-

NOTICE  
 THIS DRAWING IS THE CONFIDENTIAL PROPERTY OF SPRECHER+SCHUH, INC. and, as such, is subject to recall at any time. The drawing may not be reproduced, used or disclosed for any purpose except as authorized by SPRECHER+SCHUH, INC.

DRAWN BY: JR  
 CHECKED BY: JR  
 APPROVED BY: JR  
 DATE: 11-7-05

KTA7 TYPE E COMBINATION 3-PH  
 FVNR DUPLEX ALTERNATING PANEL  
 W/H-O-A, LEAD, LAG, STOP  
 1-POLE FLOAT SWITCHES

**sprecher+schuh** HOUSTON, TEXAS

DWG. NO. CXDP7 WS-115-50  
 SERIES 100