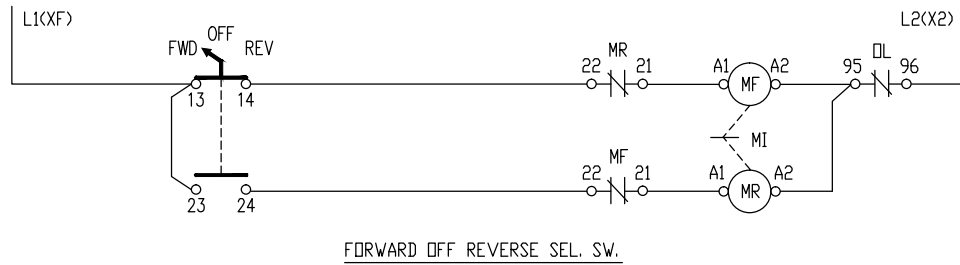
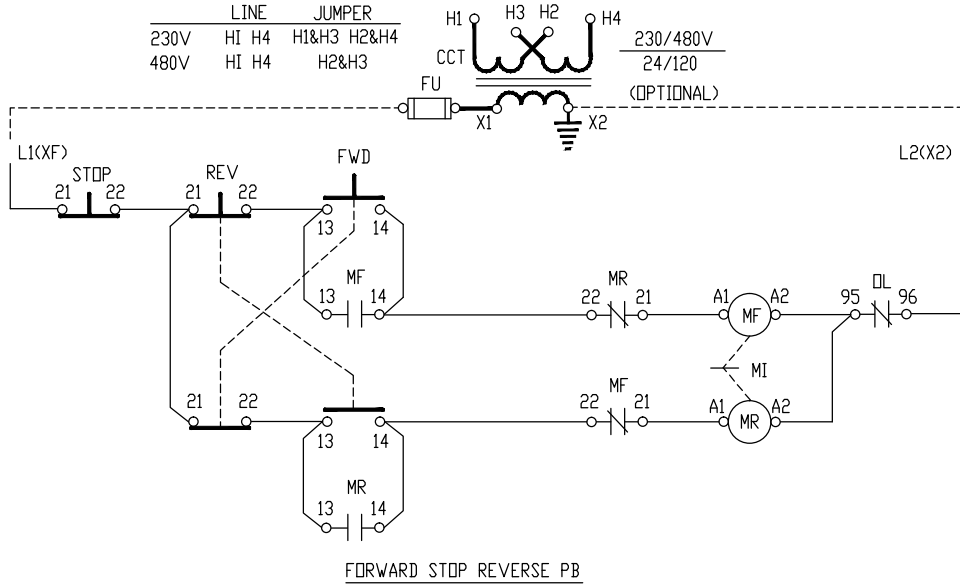


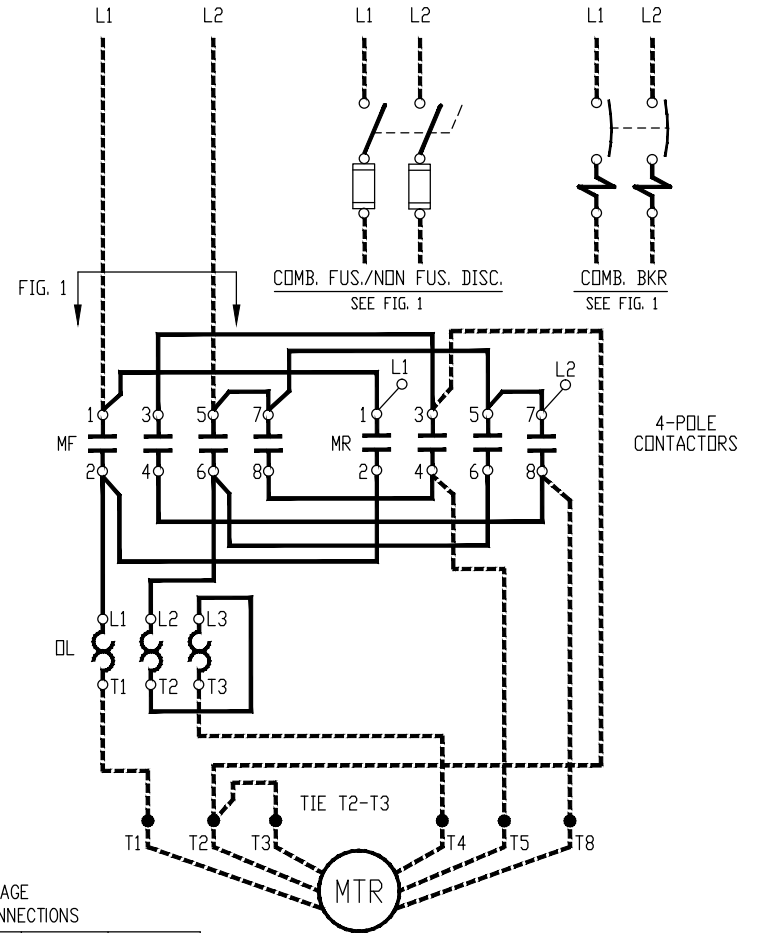
LINE	JUMPER		
230V	HI H4	H1&H3	H2&H4
480V	HI H4	H2&H3	



NOTES:

- 1). X2 TERMINAL GROUNDED AS STANDARD, REMOVE IF NOT REQUIRED.
- 2). MI STANDS FOR MECHANICAL INTERLOCK.

CUSTOMER MUST PROVIDE
PROPER BRANCH CIRCUIT PROTECTION
(USE 75°C COPPER WIRE ONLY)



HIGH VOLTAGE
MOTOR LEAD CONNECTIONS

ROTATION	L1	L2	JOIN
CCW (FOR)	T1	T4 T5	T2, T3 T8
CW (REV)	T1	T4 T8	T2, T3 T5

1-PH REVERSING 6-LEAD
CAPACITOR START MOTOR

REV	CHANGE	DATE	BY
-	-	-	-
-	-	-	-
-	-	-	-
-	-	-	-
-	-	-	-

NOTICE
THIS DRAWING IS THE CONFIDENTIAL PROPERTY OF SPRECHER+SCHUH, INC. and, as such, is subject to recall at any time. The drawing may not be reproduced, used or disclosed for any purpose except as authorized by SPRECHER+SCHUH, INC.

DRAWN BY:
JR
CHECKED BY:
JR
APPROVED BY:
JR
DATE
2-28-07

FULL VOLTAGE REVERSING
MAGNETIC STARTERS
SINGLE PHASE - HIGH VOLT CONN.
6-LEAD CAPACITOR START MOTOR

sprecher+schuh HOUSTON, TEXAS

DWG. NO. SERIES

CBUT WS-104-38 100