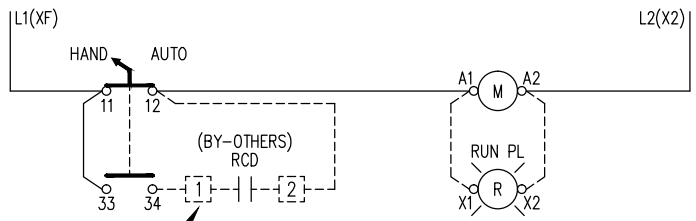
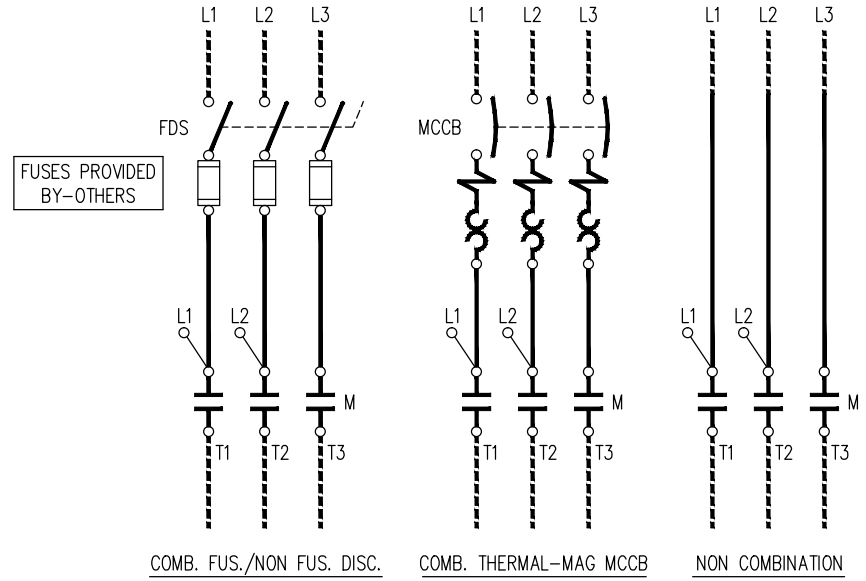
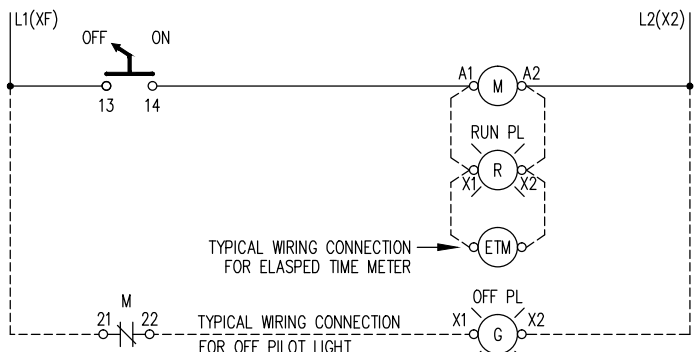


WIRE AS SHOWN WHEN OPTIONAL TERMINAL BLOCKS ARE PROVIDED



WIRE AS SHOWN WHEN OPTIONAL TERMINAL BLOCKS ARE PROVIDED



- NOTES:
- 1) RCD: STANDS FOR REMOTE CONTROL DEVICE BY CUSTOMER.
 - 2) X2 TERMINAL GROUNDED AS STANDARD, REMOVE GROUND IF NOT REQUIRED.

7	REVISED DRAWING (THERMAL-MAG)	4-23-12	MR
REV	DESCRIPTION	DATE	APP'D
DESIGNED S+S	<p align="center">SERIES CA CONTACTORS FULL VOLTAGE NON REVERSING W/ SERIES D7 PILOT DEVICE KIT THREE PHASE</p>	<p align="center">sprecher+schuh HOUSTON, TEXAS</p>	
DRAWN EAP			
APPROVED PAB			
DATE 12-87			
DWG. NO. CA WS-100-01		SERIES 100	